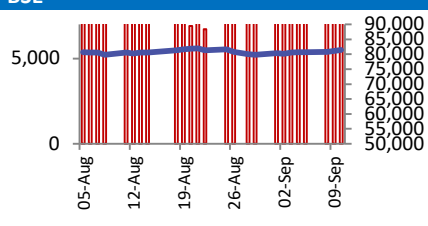
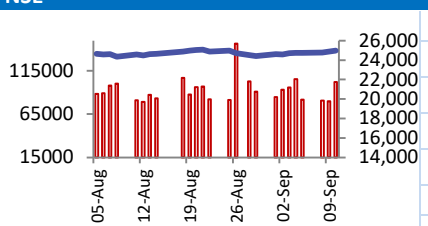


BSE			NSE		
	Open	81759		Open	25074
	High	81993		High	25139
	Low	81641		Low	25038
	Close	81905		Close	25114
	Change	356		Change	109
	Volume (Lacs)	7329		Volume(Lacs)	40786
	Turnover (Rs.inCr)	11438		Turnover(Rs.in Cr)	92242

World Markets	Current	Previous	Pt. Chg	Var(%)
Dow	45834	46108	(274)	-0.59%
Dow Futures	46220	46189	31	0.07%
Nasdaq	22141	22043	98	0.44%
FTSE	9283	9298	(14)	-0.15%
Nikkei	44768	44768	Closed	Closed
Hang Seng	26525	26388	137	0.52%
Gift Nifty	25176	25212	(36)	-0.14%
Straits Singapore	4344	4344	0	0.00%
South Korea	3412	3396	17	0.49%
Taiwan	25317	25475	(158)	-0.62%
Shanghai	3875	3871	5	0.12%

Commodity Prices	Current	Previous	Pt. Chg	Var(%)
Copper (\$/MT)	10068	10052	16	0.2%
Alumin (\$/MT)	2690	2674	16	0.6%
Zinc (\$/MT)	2957	2900	57	2.0%
Brent Crude (\$/bbl)	67	67	0	0.4%
Gold (\$/Ounce)	3642	3643	(1)	0.0%
Silver (\$/Ounce)	42	42	(0)	0.0%
Light Crude (\$/bbl)	63	63	0	0.5%
N G (\$/mmbtu)	3	3	0	1.3%
Sugar (\$/MT)	462	462	0	0.0%
Rubber (Rs./kg)	187	187	0	0.0%
Baltic Dry Index	2126	2111	15	0.7%

Currency Exchange Rate	Current	Previous	Var(%)
Rs./ \$ rate	88.28	88.44	-0.18%
Rs./ Euro	103.48	103.35	0.14%
Rs./Chinese Yuan	12.40	12.39	0.07%
Yen / \$ rate	147.51	147.68	-0.12%
\$ US/Euro	1.17	1.17	-0.05%

Dollar Index	Current	Previous	Var(%)
Dollar Index	97.64	97.55	0.09%

Support/ Resistance Levels for Today		
	Nifty	Bank Nifty Fut
Support 1	25040	54770
Support 2	24970	54540
Resistance	25170	55240

Securities in Ban For Trade	
RBLBANK	OFSS
HFCL	

Market Review

US: The Nasdaq notched a record high close on Friday in a mixed trading session, lifted by Microsoft as investors looked ahead to the Federal Reserve's policy meeting next week, when it is widely expected to cut interest rates to counter a slowdown in the jobs market.

Asia: Asian equities were mixed during early trading on Monday, with the benchmark in South Korea up while Australia and Hong Kong dipped. Japan is closed for a holiday.

India: Indian markets closed higher on Friday, with Nifty 50 rising for an eighth consecutive session, supported by softer U.S. labor data, potential Fed rate cuts, and progress in U.S.-India trade talks. **Market is expected to open on a flattish note and likely to witness range bound move during the day.**

Global: Chinese industrial production grew less than expected in August as the country's key manufacturing sector remained under pressure from softening overseas demand amid steep U.S. trade tariffs. Industrial production grew 5.2% year-on-year in August. The print was weaker than expectations that growth would remain steady at the 5.7% pace seen in July.

Asking prices for homes put up for sale in Britain this month showed an annual decline for the first time since January 2024 while average rents increased at the lowest annual rate in four years. Prices for property put on sale during Rightmove's September period - which runs from August 10 to September 6 - were 0.1% lower than for property marketed a year earlier. Although there was a 0.4% rise in asking prices compared with a month earlier, this was a smaller rise than normal for the time of year and followed falls in the previous three months. Other measures of Britain's property sector have also shown a slowdown in house price growth and demand.

Commodities: Oil prices were little changed on Monday as investors assessed the impact of Ukrainian drone attacks on Russian refineries that could disrupt its crude and fuel exports, while also eyeing U.S. fuel-demand growth.

Gold prices held steady on Monday, hovering near a record high, as investors focused on the U.S. Federal Reserve meeting this week, where policymakers are expected to announce a rate cut following consecutive weak labor market reports.

Currency: The dollar held steady on Monday ahead of a pivotal week filled with central bank decisions led by the Federal Reserve, while the euro hardly reacted to Fitch's downgrade of France's credit rating.

FII Derivative Transactions (Rs. Cr)

Contracts	Purchase		Sell		Net	Open Interest (OI)		OI (Previous day)		Change	
	Contract	Value	Contract	Value		Contract	Value	Contract	Value	Contract	Value
Index Future	14804	2801	4353	823	1978	225671	42646	233038	43879	(7367)	(1233)
Index Option	4375303	822724	4328395	814150	8574	1995535	376384	1707347	320786	288188	55598
Stock Future	228648	16157	218893	15097	1060	5483342	386918	5474125	384952	9217	1966
Stock Option	346284	25131	347912	25249	(118)	384336	26837	368938	25611	15398	1226
Total	4965039	866813	4899553	855319	11494	8088884	832785	7783448	775228	305436	57557

FII All Activity-BBG (Rs Cr)		Buy	Sell	Net
3-Sep-25		12336	13020	(685)
4-Sep-25		23473	23649	(176)
9-Sep-25		22644	22073	571
10-Sep-25		17141	12647	4494
11-Sep-25		10398	13812	(3414)
Month to date- Sep		106864	108663	(1799)
FII (Prov.) (Rs Cr)		Buy	Sell	Net
8-Sep-25		8229	10399	(2170)
9-Sep-25		11897	9846	2050
10-Sep-25		12604	12719	(116)
11-Sep-25		10009	13481	(3472)
12-Sep-25		11094	10965	130
Month to date-Sep		103455	112700	(9245)
DII (Prov.) (Rs. Cr)		Buy	Sell	Net
8-Sep-25		11081	8066	3014
9-Sep-25		10423	10340	83
10-Sep-25		16277	11272	5004
11-Sep-25		14831	10786	4046
12-Sep-25		11675	10119	1556
Month to date-Sep		132561	105414	27147
FII Debt - BBG (Rs. Cr)		Buy	Sell	Net
3-Sep-25		2335	2110	225
4-Sep-25		3488	5138	(1650)
9-Sep-25		2506	2490	16
10-Sep-25		2698	1955	743
11-Sep-25		822	495	326
Month to date- Sep		18242	16520	1723

Market Breadth	BSE		NSE	
	No.	%	No.	%
Advance	1974	46%	1488	48%
Decline	2170	50%	1505	49%
Unchanged	167	4%	94	3%

Market Turnover	12-Sep	11-Sep	Var (%)
BSE Cash	11438	10334	11%
NSE Cash	92242	96205	-4%
NSE Futures	79136	78949	0%
NSE Options	13513939	8647668	56%
Total (Rs.Cr)	13696754	8833155	55%

Volatility Index	12-Sep	11-Sep
Volatility Index	10.12	10.36

Index PE - TTM	12-Sep	Yr. High	Yr. Low
Sensex	22.7	25.2	20.3
Nifty	22.1	24.4	19.6

Corporate News
Vedanta arm ends legacy disputes with SEPCO for 3x660 MW thermal project

Vedanta Limited said its wholly-owned subsidiary, TSPL, signed a settlement agreement with SEPCO Electric Power Construction Corporation. The agreement resolves all long-standing disputes related to the EPC contracts for the establishment of a 3x660 MW thermal power project. (CNBC)

Engineers India secures ₹618-cr order from Africa-based fertiliser firm

Engineers India Ltd has bagged a contract worth ₹618 cr from an Africa-based fertiliser company. The order involves providing project management consultancy (PMC) services and engineering procurement and construction management (EPCM) services for setting up a new fertiliser plant in Africa.(CNBC)

Jeena Sikho Lifecare has commenced operations of its new hospital in Jammu

The company has commenced operations of its new hospital in Jammu, which has 40 beds and 22 rooms. The company forms Jeena Sikho International as a wholly owned subsidiary in the Sharjah Media City Free Zone of the United Arab Emirates and has been granted a business license to commence its operations. (NDTV)

Economy
Sugar industry has survived due to use of ethanol

Union minister Nitin Gadkari said that India's sugar industry has sustained itself due to ethanol production and stressed the need for new farming technologies. He linked farmer suicides in Vidarbha and Marathwada to water scarcity, praised Naam Foundation's water conservation work, and defended ethanol policy amid political criticism over E20 fuel rollout.(ET)

An economy growing at 6.4% will remain IFC's largest portfolio

IFC plans to significantly increase its annual commitment to India, aiming for \$10 bn by 2030, focusing on urban transformation and state-level partnerships. (ET)

International
Australia's ANZ to pay \$160 mn over bond deal

ANZ Group agreed to pay A\$240 mn (\$159.5 mn), the Australian corporate regulator's largest-ever penalties against a single entity, following systemic failures ranging from acting unconscionably in a government bond deal to charging deceased customers. (Invst)

Top 5 Nifty Gainers	12-Sep	11-Sep	Var(%)
BEL	399	385	3.7%
BAJFINANCE	1003	970	3.4%
BAJAJFINSV	2082	2038	2.1%
HINDALCO	758	743	2.1%
SHRIRAMFIN	633	620	2.1%
Top 5 Nifty Losers	12-Sep	11-Sep	Var(%)
ETERNAL	321	328	-2.0%
HINDUNILVR	2581	2622	-1.6%
BAJAJ-AUTO	9000	9114	-1.3%
INDUSINDBK	741	749	-1.1%
TRENT	5130	5171	-0.8%

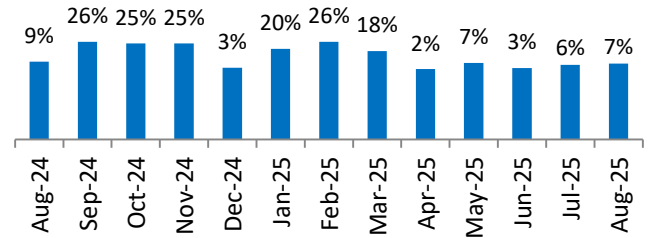
BSE Index Watch	Last	1 day	1 wk	1 mth	1 yr
SENSEX	81905	0.4%	1.5%	1.6%	-1.2%
MIDCAP	46184	0.1%	1.6%	2.7%	-6.2%
SMLCAP	53548	0.3%	1.5%	3.4%	-6.3%
AUTO	59962	0.4%	1.8%	11.2%	2.8%
BANKEK	61446	0.4%	1.6%	-0.3%	4.3%
Capital Goods	69692	1.8%	3.4%	4.4%	-4.1%
FMCG	20786	-0.7%	0.2%	3.2%	-12.3%
Health Care	44923	0.3%	1.5%	1.1%	1.4%
IT	35474	0.3%	4.2%	3.8%	-19.3%
METAL	32782	0.8%	1.9%	6.8%	2.8%
Oil & Gas	26234	0.0%	1.5%	0.8%	-14.5%
Power	6690	0.4%	2.3%	1.2%	-18.5%
Realty	6869	0.0%	1.3%	0.5%	-16.6%

Margin Trading Disclosure (Rs. In Cr)	Last	1 day	1 wk	1 mth	3 mth
Op. Scripwise Outstanding	94813	-0.8%	1.2%	4.1%	12.4%
Fresh Exposure	6651	3.3%	-6.2%	23.6%	16.9%
Exposure liquidated	6225	-12.0%	4.3%	22.3%	2.7%
Closing Net scripwise outstanding	95239	0.3%	0.5%	4.2%	13.4%

NSE USD Futures	12-Sep	11-Sep	Var (%)
Sept Expiry (Rs./\$)	86.29	86.29	0.0%
Sept Expiry (Rs./\$)	85.80	85.80	0.0%
Total Turnover (Rs. Crore)	929	2013	-54%

Sectors	TTM PE
Auto	33.68
Auto Ancillary	42.55
Banking	13.87
Engineering	46.59
Cement	69.48
Diamonds & Jewellery	41.56
Housing Finance	23.49
Infrastructure & Const	26
Metals-Aluminium	28.31
Metal – Steel	17.87
Oil Expl.	7.44
Pharma	10.06
Power – Gen. Supp.	39.02
Information Tech.	28.68
Sugar	17.6
Telecom Serv. Prov.	37.43
Tyres	33.3

Atul Auto Monthly Volume Growth (YoY) (Source: Company data)



10 year G-Sec Yield	Current	Previous	Change
US	4.06%	4.02%	4 bps
Japan	1.59%	1.58%	1 bps
India	6.49%	6.47%	2 bps
UK	4.67%	4.61%	7 bps
Libor 3 Mths	4.85%	4.85%	(0) bps

Indian Eco Data	Current	Previous	Var(%)
Forex Reserve (US\$ in bn)	602	698	-13.8%
Inflation - WPI	-0.58%	-0.13%	(45) bps
Inflation - CPI	2.07%	1.61%	46 bps

India GDP	Q3FY25	Q2FY25	Var (%)
Growth	7.81%	7.38%	43 bps

Monetary Policy	Current	Previous	Change
Repo Rate	5.50%	5.50%	0 bps
Reverse Repo Rate	3.35%	3.35%	0 bps
CRR	3.00%	4.00%	(100) bps
O/S Banking System Liquidity (Rs bn)	2708	2542	166.4

IIP Growth %	Jul-25	Jul-24	Apr-July
IIP	3.5	5.0	2.4
Capital Goods	5.0	11.7	8.8
Mining	5.4	4.7	3.9
Manufacturing	0.6	7.9	-0.9
Electricity	-7.2	3.8	-4.1

ADR Price Movement

Company	Price (US\$)	Volume	Previous Day Price	Volume	Variance (%)	No. of Share Per ADR	ADR Price (Rs.)	BSE Price	Variance (%)
Infosys Tech	16.96	12967068	17.07	30237614	-0.64%	1	1497.23	1525.60	-1.9%
Wipro	2.77	3783403	2.79	10480216	-0.72%	1	244.54	251.94	-2.9%
Dr.Reddy's	14.66	904411	14.73	581621	-0.48%	1	1294.18	1316.70	-1.7%
ICICI Bank	32.07	3077030	31.98	5065779	0.28%	2	1415.57	1417.70	-0.2%
HDFC Bank	35.07	1775052	35.39	3523161	-0.90%	3	1031.99	967.30	6.7%

GDR's (US\$)

	Prices	Prev. Close	Change	Var %
L&T	40.80	40.85	(0.1)	-0.1%
RIL	62.70	62.40	0.3	0.5%
SBI	93.80	93.70	0.1	0.1%

US Economy Data	Current	Previous
Inflation (%) (YoY)	2.90%	2.70%
Unemployment (%)	4.30%	4.20%

Interest Rate (%)	Current	Previous
Fed Rate	4.50%	4.50%

US GDP	Q2CY25	Q1CY25
Growth (QoQ Annualized)	3.30%	-0.50%

China Economy Data	Current	Previous
GDP	5.20%	5.40%
Inflation – CPI (%)	-0.40%	0.00%

Economic Calendar

	Date
Indian GDP Data	28 Nov
Indian Inflation Data CPI	13 Oct
Indian Inflation Data WPI	15 Sep
Indian Monetary Policy	01 Oct
India's Industrial Production (IIP)	26 Sep
US Inflation Data	15 Oct
US GDP	25 Sep
US Unemployment Data	03 Oct
US Fed Rate	17 Sep
China GDP	20 Oct
China Inflation Data	15 Oct

Event Update

Name	Date	Purpose
Aarti Pharmalabs Ltd.	15-09-2025	Equity Rs.2.50 per share(50%)Final Dividend
Alicon Castalloy Ltd.	15-09-2025	Rs.3.00 per share(60%)Final Dividend
Beekay Steel Industries Ltd.	15-09-2025	Rs.1.00 per share(10%)Final Dividend
Blue Pebble Ltd.	15-09-2025	Dividend
Chaman Lal Setia Exports Ltd.	15-09-2025	Rs.2.50 per share(125%)Final Dividend
Continental Securities Ltd.	15-09-2025	Rs.0.05 per share(2.5%)Final Dividend
Ddev Plastiks Industries Ltd.	15-09-2025	Rs.1.75 per share(175%)Final Dividend
DOMS Industries Ltd.	15-09-2025	Rs.3.15 per share(31.5%)Final Dividend
Empire Industries Ltd.	15-09-2025	Rs.25.00 per share(250%)Final Dividend
Foods & Inns Ltd.	15-09-2025	Rs.0.30 per share(30%)Final Dividend
Frontier Springs Ltd.	15-09-2025	Rs.1.80 per share(18%)Final Dividend
Gamco Ltd.	15-09-2025	Rs.0.10 per share(5%)Final Dividend
Glenmark Pharmaceuticals Ltd.	15-09-2025	Rs.2.50 per share(250%)Final Dividend
Indraprastha Gas Ltd.	15-09-2025	Rs.1.50 per share(75%)Final Dividend
Interarch Building Solutions Ltd.	15-09-2025	Rs.12.50 per share(125%)Final Dividend
Khazanchi Jewellers Ltd.	15-09-2025	Rs.0.50 per share(5%)Final Dividend
KNR Constructions Ltd.	15-09-2025	Rs.0.25 per share(12.5%)Final Dividend
Lambodhara Textiles Ltd.	15-09-2025	Rs.0.50 per share(10%)Final Dividend
Landmark Cars Ltd.	15-09-2025	Rs.0.50 per share(10%)Final Dividend
Lux Industries Ltd.	15-09-2025	Rs.2.00 per share(100%)Final Dividend
Narmada Gelatines Ltd.	15-09-2025	Rs.10.00 per share(100%)Final Dividend
Polyplex Corporation Ltd.	15-09-2025	Rs.4.50 per share(45%)Final Dividend
Power Mech Projects Ltd.	15-09-2025	Rs.1.25 per share(12.5%)Final Dividend
Rachana Infrastructure Ltd.	15-09-2025	Annual General Meeting
Storage Technologies & Automation Ltd.	15-09-2025	Rs.0.30 per share(3%)Final Dividend
Superhouse Ltd.	15-09-2025	Rs.0.80 per share(8%)Final Dividend
Texmaco Rail & Engineering Ltd.	15-09-2025	Rs.0.75 per share(75%)Dividend
The Phoenix Mills Ltd.	15-09-2025	Rs.2.50 per share(125%)Final Dividend
Aarti Surfactants Ltd.	16-09-2025	Rs.1.00 per share(10%)Final Dividend
Accent Microcell Ltd.	16-09-2025	Dividend
Aeonx Digital Technology Ltd.	16-09-2025	Rs.1.00 per share(10%)Final Dividend
Agarwal Industrial Corporation Ltd.	16-09-2025	Rs.3.30 per share(33%)Final Dividend
Amrutanjan Health Care Ltd.	16-09-2025	Rs.2.60 per share(260%)Final Dividend
Axis Solution Ltd.	16-09-2025	Rs.0.50 per share(5%)Final Dividend
Balmer Lawrie & Company Ltd.	16-09-2025	Rs.8.50 per share(85%)Dividend
Balmer Lawrie Investments Ltd.	16-09-2025	Rs.4.30 per share(430%)Final Dividend
Deccan Cements Ltd.	16-09-2025	Rs.0.60 per share(12%)Final Dividend
Dixon Technologies (India) Ltd.	16-09-2025	Rs.8.00 per share(400%)Final Dividend
GHV Infra Projects Ltd.	16-09-2025	Stock Split from Rs.10/- to Rs.5/-
Godfrey Phillips India Ltd.	16-09-2025	Bonus issue
J Kumar Infraprojects Ltd.	16-09-2025	Rs.4.00 per share(80%)Final Dividend
Lancor Holdings Ltd.	16-09-2025	Rs.0.20 per share(10%)Final Dividend
Linc Ltd.	16-09-2025	Rs.1.500 per share(30%)Final Dividend
Nikhil Adhesives Ltd.	16-09-2025	Rs.0.22 per share(22%)Final Dividend
Nitiraj Engineers Ltd.	16-09-2025	Dividend & Meeting
Orient Ceratech Ltd.	16-09-2025	Rs.0.25 per share(25%)Final Dividend
Prakash Pipes Ltd.	16-09-2025	Rs.2.40 per share(24%)Final Dividend
Prolife Industries Ltd.	16-09-2025	Dividend
Sigachi Industries Ltd.	16-09-2025	Rs.0.10 per share(10%)Final Dividend
Skipper Ltd.	16-09-2025	Rs.0.10 per share(10%)Final Dividend
Sodhani Academy Of Fintech Enablers Ltd.	16-09-2025	Rs.0.50 per share(5%)Final Dividend
Southern Petrochemical Industries Corporation Ltd.	16-09-2025	Rs.2.00 per share(20%)Dividend
The Karnataka Bank Ltd.	16-09-2025	Rs.5.00 per share(50%)Final Dividend
Trust Fintech Ltd.	16-09-2025	Dividend
United Drilling Tools Ltd.	16-09-2025	Rs.0.60 per share(6%)Final Dividend
Vadilal Enterprises Ltd.	16-09-2025	Rs.1.50 per share(15%)Final Dividend
Worth Peripherals Ltd.	16-09-2025	Dividend & Annual General Meeting

Bulk Deal As On 12/09/25

BSE					
Security Code	Security Name	Client Name	Deal	Quantity	Price
539528	AAYUSH	DEVI TRADERS LLP	S	283000	68.03
539528	AAYUSH	DEVI TRADERS LLP	B	305300	67.73
539528	AAYUSH	MANSI SHARE AND STOCK BROKING PRIVATE LIMITED	S	300020	67.73
539528	AAYUSH	MANSI SHARE AND STOCK BROKING PRIVATE LIMITED	B	101993	67.73
539528	AAYUSH	NEO APEX VENTURE LLP	S	321054	67.74
539528	AAYUSH	NEO APEX VENTURE LLP	B	206428	67.73
544505	AUSTERE	MANSI SHARE AND STOCK BROKING PRIVATE LIMITED	B	130000	75.55
544505	AUSTERE	SELVAMURTHY AKILANDESWARI	B	100000	75.17
540455	ESCORP	YOGOMAYA TRADELINK PRIVATE LIMITED	B	83125	117.5
538979	GREENLAM	HYDRA TRADING PRIVATE LIMITED	S	9436480	240.6
538979	GREENLAM	HYDRA TRADING PRIVATE LIMITED	S	9436480	240.6
538979	GREENLAM	UPNISHAD TRUSTEE ADVISORY SERVICES PRIVATE LIMITED	B	9436480	240.6
538979	GREENLAM	UPNISHAD TRUSTEE ADVISORY SERVICES PRIVATE LIMITED	B	9436480	240.6
539222	GROWINGTON	KARNIKA INDUSTRIES LIMITED	B	4135688	1.86
524238	GUJINJEC	BHAVISHYA ECOMMERCE PRIVATE LIMITED	S	77055	20.1
524238	GUJINJEC	HARDIKKUMARANILBHAIRADADIYA	B	224390	20.1
524238	GUJINJEC	PATEL SHIVLAL KUBERBHAI	S	150000	20.1
505336	HARSHILAGR	CHAVDA USHABEN D	S	19900000	1.14
542592	HBEL	SRIHARI VASANTHA KANTHAMANI	B	68750	65.37
508807	ISTLTD	GPC TECHNOLOGY LIMITED	S	230000	881
508807	ISTLTD	GPC TECHNOLOGY LIMITED	S	115000	881
508807	ISTLTD	GPC TECHNOLOGY LIMITED	S	115000	881
508807	ISTLTD	IST TECHNOLOGY INFRASTRUCTURE PRIVATE LIMITED	B	115000	881
508807	ISTLTD	IST TECHNOLOGY INFRASTRUCTURE PRIVATE LIMITED	B	115000	881
508807	ISTLTD	SMRIDHI REALTY AND TRADE LLP	B	115000	881
508807	ISTLTD	SMRIDHI REALTY AND TRADE LLP	B	115000	881
526865	JAINCO	PIYUSH SECURITIES PVT LTD	B	55225	6.61
537707	LADDU	VANDANATIWARI	B	1221521	2.35
537707	LADDU	WHAMIA TRADERS LLP	S	2407951	2.35
537707	LADDU	YOGESH KUMAR SHUKLA	B	674000	2.35
544489	LGT	SOHAM FINCARE INDIA LLP	S	54000	40.73
544489	LGT	SOHAM FINCARE INDIA LLP	B	49200	41.08
542724	MURAE	VAGHANI VIRAJ	S	14000000	0.64
543207	NATURAL	HETAL ARUNKUMAR PRAJAPATI	S	259900	6.22
543207	NATURAL	PIYUSH AGRAWAL	B	180000	6.44
543207	NATURAL	TRISHNA HARLALKA EDUCATION TRUST	B	132500	6.55
543207	NATURAL	TRISHNA HARLALKA MARRIAGETRUST	B	192500	6.55
530361	PRABHHANS	MANOJ KHIMCHAND RAIPANCHOLIA	B	70000	73.81
530361	PRABHHANS	SATNAM SINGH	S	70000	73.81
530095	PRADHIN	CHANDRESH KANUBHAI PARMAR	S	29935246	0.33
526490	PRATIK	MAHENDRA UTTAM KAPSE	S	625005	7.75
543897	SANCODE	KADAYAM RAMANATHAN BHARAT	S	42000	122.45
543897	SANCODE	RAMASAMY GOUNDAR VARADARAJAN	B	21000	122.45
544506	SHARVAYA	ALMONDZ GLOBAL SECURITIES LIMITED.	B	99600	208.05
544506	SHARVAYA	BHANWAR LAL SONI HUF	B	69600	214.37
544506	SHARVAYA	CHANDRAPRAKASH KHANDELWAL	B	54000	219
544506	SHARVAYA	HARDIK MILANBHAI MITHANI (HUF)	B	72000	209
544506	SHARVAYA	HARIT MUKUNDBHAI PALAN	B	79800	215.49
544506	SHARVAYA	KRUSHNAM NEXUS CAPITAL SCHEME 1	S	300000	208.24
544506	SHARVAYA	MANGAL KESHAV CAPITAL LIMITED	B	195000	219
544506	SHARVAYA	MILAN JAYVANTLAL MITHANI(HUF)	B	72000	209.01
544506	SHARVAYA	OSHINO DRUGS PRIVATE LIMITED	B	53400	214.32

544506	SHARVAYA	PARVATI	B	70200	214.32
544506	SHARVAYA	PENTATEAM INVENTURE CAPITAL SCHEME I	S	100200	209.08
544506	SHARVAYA	SOMANI STOCK BROKING PVT LTD	B	60000	219
544506	SHARVAYA	STITCHED TEXTILES LIMITED	B	57000	212.66
544506	SHARVAYA	VARUN KRISHNAVATAR KABRA	B	54000	214.13
532217	SIELFNS	NEO APEX VENTURE LLP	S	87500	25.71
500389	SILVERLINE	NIRAV DINESHBHAI CHAUDHARI	S	1262764	19.85
500389	SILVERLINE	NIRAV DINESHBHAI CHAUDHARI	B	21414	19.84
539584	SIPTL	SHARE INDIA SECURITIES LIMITED	S	3912465	0.38
539584	SIPTL	SHARE INDIA SECURITIES LIMITED	B	2871459	0.38
542146	SKIFL	NIKUNJ KAUSHIK SHAH	S	100000	31.63
542146	SKIFL	PASHUPATI CAPITAL SERVICE PVT LTD	S	431250	31.63
542146	SKIFL	RAAVI ENTERPRISE	B	200000	31.63
542146	SKIFL	RAJU GHANSHYAM DEWANI	B	285000	31.63
542146	SKIFL	SHREE KRISHNA CHALET AND ORGANIC FARMS PRIVATE LIMITED	S	70000	31.63
531205	SPRIGHT	BHURIYA ALKESHBHAI	S	11612502	1.59
531205	SPRIGHT	BHURIYA ALKESHBHAI	B	11612502	1.59
531205	SPRIGHT	PARMAR NAYNABEN RAMABHAI	S	28734258	1.59
531205	SPRIGHT	PARMAR NAYNABEN RAMABHAI	B	35473	1.58
544501	SUGSLOYD	NEO APEX VENTURE LLP	S	319000	107.7
544501	SUGSLOYD	VINOD KUMAR	S	142000	111.68
544501	SUGSLOYD	VINOD KUMAR	B	50000	107.7
539117	SUJALA	DISSEMINATE MULTIMEDIA PRIVATE LIMITED	S	175000	52.5
539117	SUJALA	JYOTI MUKESH NALAWADE	B	158510	52.5
543745	SVS	ALTIZEN VENTURES LLP	S	150000	9.71
543745	SVS	PASHUPATI CAPITAL SERVICE PVT LTD	B	210000	9.71
511447	SYLPH	MONEYPLANT GOLD & JEWELLERY TRADING L.L.C	B	5514727	0.76
511447	SYLPH	ONE TREE HILL PROPERTIES PRIVATE LIMITED	S	14181318	0.76
511447	SYLPH	PEARL DEALERS PRIVATE LIMITED	S	10000000	0.76
511447	SYLPH	SRU STEELS LIMITED	S	465470	0.76
511447	SYLPH	SRU STEELS LIMITED	B	5462515	0.8
523752	TIHIL	CHINTAN KETANKUMAR DAVE	S	500000	11.94
523752	TIHIL	HIREN KIRANKUMAR MALA	S	400000	11.94
523752	TIHIL	MANDAKINIBEN PRADYUMANBHAI PATEL	S	1708393	11.94
523752	TIHIL	MERU INVESTMENT FUND PCC- CELL 1	B	600000	11.94
523752	TIHIL	PARNIT VENTURES PRIVATE LIMITED	S	350000	11.94
523752	TIHIL	PARNIT VENTURES PRIVATE LIMITED	B	355686	11.93
523752	TIHIL	PRAS INVESTMENT PRIVATE LIMITED	S	350000	11.94
523752	TIHIL	PRAS INVESTMENT PRIVATE LIMITED	B	1108040	11.93
523752	TIHIL	PURE BROKING PRIVATE LIMITED	S	402510	11.93
523752	TIHIL	SHAH JAYDEEP SURESHKUMAR	S	740197	11.94
523752	TIHIL	SHEIKH	S	700000	11.94
521005	TITANIN	ANAND MUKUND DATEY	S	1700000	2.3
521005	TITANIN	NORTHEAST BROKING SERVICES LIMITED	B	4131672	2.34
538464	TPROJECT	MADAN MOHAN DHANUKA HUF	S	500000	4.95
538464	TPROJECT	UNIQUE BARTER PRIVATE LIMITED	B	494000	4.95
541338	UHZAVERI	NEO APEX VENTURE LLP	S	61408	15.32
541338	UHZAVERI	NISHA SAROYA	B	56114	15.48
524661	WELCURE	MANDAKINIBEN PRADYUMANBHAI PATEL	S	3266158	8.84
524661	WELCURE	VAGHANI VIRAJ	S	840000	8.83
503641	ZODIACVEN	NEO APEX VENTURE LLP	S	500000	4.01

NSE

Security Code	Security Name	Client Name	Deal	Quantity	Price
BANKBARODA	Bank of Baroda	MARSHALL WACE INVESTMENT STRATEGIES - EUREKA FUND	SELL	6416414	238.27
BANKBARODA	Bank of Baroda	SOCIETE GENERALE	BUY	6416414	238.27
BHADORA	Bhadora Industries Ltd	NNM SECURITIES PVT LTD	SELL	118800	103.77
BHARTIARTL	Bharti Airtel Limited	GOLDMAN SACHS (SINGAPORE) PTE - ODI	SELL	953609	1913
BHARTIARTL	Bharti Airtel Limited	GOLDMAN SACHS BANK EUROPE SE - ODI	BUY	953609	1913
CEDAAR	Cedaar Textile Limited	INDIAN INFOTECH AND SOFTWARE LIMITED	BUY	141000	106.5
CEDAAR	Cedaar Textile Limited	NNM SECURITIES PVT LTD	BUY	3000	105.5
CEDAAR	Cedaar Textile Limited	NNM SECURITIES PVT LTD	SELL	141000	106.5
CHAMUNDA	Chamunda Electrical Ltd	GIRIJADHAVA VYAPAAR PRIVATE LIMITED	BUY	72000	44.08
CHAMUNDA	Chamunda Electrical Ltd	GIRIRAJ STOCK BROKING PRIVATE LIMITED	SELL	72000	43.94
CUBEINVIT	Cube Highways Trust	ASK FINANCIAL HOLDINGS PRIVATE LIMITED	BUY	8475000	133
EICHERMOT	Eicher Motors Ltd	MARSHALL WACE INVESTMENT STRATEGIES - EUREKA FUND	SELL	60405	6758
EICHERMOT	Eicher Motors Ltd	SOCIETE GENERALE	BUY	60405	6758
ETERNAL	ETERNAL LIMITED	GOLDMAN SACHS (SINGAPORE) PTE - ODI	SELL	7032995	328.1
ETERNAL	ETERNAL LIMITED	GOLDMAN SACHS BANK EUROPE SE - ODI	BUY	7032995	328.1
FALCONTECH	Falcon Technoproj Ind Ltd	GAURAV	SELL	30000	20.19
FLEXITUFF	Flexituff Inter Limited	INDIA MAX INVESTMENT FUND LIMITED	SELL	231110	26.1
FLEXITUFF	Flexituff Inter Limited	MAPLE LEAF TRADING AND SERVICES LIMITED	BUY	231110	26.1
WHITEFORCE	Happy Square Outsourc S L	GIRIRAJ STOCK BROKING PRIVATE LIMITED	SELL	59200	78.14
HEROMOTOCO	Hero MotoCorp Limited	GOLDMAN SACHS (SINGAPORE) PTE - ODI	SELL	142289	5302
HEROMOTOCO	Hero MotoCorp Limited	GOLDMAN SACHS BANK EUROPE SE	BUY	142289	5302
KANDARP	Kandarp Dg Smart Bpo Ltd	INARAA FINANCIAL SERVICES PRIVATE LIMITED	SELL	76000	116.97
KANDARP	Kandarp Dg Smart Bpo Ltd	PASHUPATI CAPITA SER PVT LTD	BUY	76000	117.3
KESORAMIND	Kesoram Industries Ltd.	ABHISHEK SINGHANIA	SELL	2003669	4.98
KOTAKBANK	Kotak Mahindra Bank Limit	GOLDMAN SACHS (SINGAPORE) PTE - ODI	SELL	472450	1972.3
KOTAKBANK	Kotak Mahindra Bank Limit	GOLDMAN SACHS BANK EUROPE SE - ODI	BUY	472450	1972.3
MDL	Marvel Decor Limited	ASHOK RAMNIKLAL PAUN	SELL	229000	85.41
MFSL	Max Fin Serv Ltd	MARSHALL WACE INVESTMENT STRATEGIES - EUREKA FUND	SELL	74675	1605.4
MFSL	Max Fin Serv Ltd	SOCIETE GENERALE	BUY	74675	1605.4
MYMUDRA	My Mudra Fincorp Limited	PACE COMMODITY BROKERS PRIVATE LIMITED	SELL	150000	100.06
PROPEQUITY	P. E. Analytics Limited	BARCA GLOBAL MASTER FUND LP	SELL	489600	175
PROPEQUITY	P. E. Analytics Limited	SAMIR JASUJA	BUY	462000	175
PFC	Power Finance Corporation	MARSHALL WACE INVESTMENT STRATEGIES - EUREKA FUND	SELL	2437238	399.55
PFC	Power Finance Corporation	SOCIETE GENERALE	BUY	2437238	399.55
QMSMEDI-RE	QMS Medi Ltd	ASHVINKUMAR KESHAVLAL SHAH HUF	BUY	8964	9.09
RELIANCE	Reliance Industries Ltd	GOLDMAN SACHS (SINGAPORE) PTE - ODI	SELL	502592	1383.3
RELIANCE	Reliance Industries Ltd	GOLDMAN SACHS BANK EUROPE SE - ODI	BUY	502592	1383.3
SHRIRAMFIN	Shriram Finance Limited	GOLDMAN SACHS (SINGAPORE) PTE	SELL	1598438	620.05
SHRIRAMFIN	Shriram Finance Limited	GOLDMAN SACHS BANK EUROPE SE - ODI	BUY	1598438	620.05
SNEHAA	Snehaa Organics Limited	AFFLUENCE MARKETING AND DISTRIBUTION PRIVATE LIMITED	BUY	69000	89.75
SNEHAA	Snehaa Organics Limited	C P KHANDELWAL	SELL	240000	89.75
SNEHAA	Snehaa Organics Limited	VARUN KRISHNAVATAR KABRA	BUY	89000	89.75
TEGA	Tega Industries Limited	PLUTUS WEALTH MANAGEMENT LLP	BUY	515000	1963.2
TOLINS	Tolins Tyres Limited	QE SECURITIES LLP	BUY	226237	194.24
TOLINS	Tolins Tyres Limited	QE SECURITIES LLP	SELL	226766	193.75
VIGOR	Vigor Plast India Limited	HEMANT BALI	BUY	60800	85
VIGOR	Vigor Plast India Limited	KIFS ENTERPRISE	BUY	80000	87.85
VIGOR	Vigor Plast India Limited	LONGTHRIVE CAPITAL VCC - TRENDVIEW CAPITAL FUND	SELL	102400	86.28
VINSYS	Vinsys IT Services Ind Lt	NAV CAPITAL VCC - NAV CAPITAL EMERGING STAR FUND	SELL	88000	419.71
VOLERCAR	Voler Car Limited	KAMAL KUMAR DUGAR & CO (PROP) KAMAL KUM	BUY	115200	200.13
VOLERCAR	Voler Car Limited	SOURAV CHOUDHARY	SELL	100800	199.45

Disclosure:

Research Reports that are published by Nirmal Bang Securities Private Limited (hereinafter referred to as "NBSPL") are for private circulation only. NBSPL is a registered Research Analyst under SEBI (Research Analyst) Regulations, 2014 having Registration no. INH000001766. NBSPL is also a registered Stock Broker with National Stock Exchange of India Limited, BSE Limited, Metropolitan Stock Exchange of India Limited, Multi Commodity Exchange of India Limited and , National Commodity and Derivative Exchange Limited in Capital Market , Equity and Commodities derivatives segments and Currency Derivatives Segment .

NBSPL has other business divisions with independent research teams separated by Chinese walls, and therefore may, at times, have different or contrary views on stocks and markets.

NBSPL or its associates have not been debarred / suspended by SEBI or any other regulatory authority for accessing / dealing in securities Market since last 20 years. NBSPL, its associates or analyst or his relatives do not hold any financial interest (Except Investment) in the subject company. NBSPL or its associates or Analyst do not have any conflict or material conflict of interest at the time of publication of the research report with the subject company. NBSPL or its associates or Analyst or his relatives may or may not hold beneficial ownership of 1% or more in the subject company at the end of the month immediately preceding the date of publication of this research report.

NBSPL or its associates / analyst has not received any compensation / managed or co-managed public offering of securities of the company covered by Analyst during the past twelve months. NBSPL or its associates have not received any compensation or other benefits from the company covered by Analyst or third party in connection with the research report. Analyst has not served as an officer, director or employee of Subject Company. NBSPL / analyst has not been engaged in market making activity of the subject company.

Analyst Certification: The research analysts and authors of these reports, hereby certify that the views expressed in this research report accurately reflects my/our personal views about the subject securities, issuers, products, sectors or industries. It is also certified that no part of the compensation of the analyst(s) was, is, or will be directly or indirectly related to the inclusion of specific recommendations or views in this research. The analyst(s) principally responsible for the preparation of this research report and has taken reasonable care to achieve and maintain independence and objectivity in making any recommendations.

Disclaimer:

The Research Report is for the personal information of the authorized recipient and does not construe to be any investment, legal or taxation advice. NBSPL is not soliciting any action based upon it. Nothing in the research report shall be construed as a solicitation to buy or sell any security or product, or to engage in or refrain from engaging in any such transaction. In preparing the research report, we did not take into account the investment objectives, financial situation and particular needs of the reader.

The research report has been prepared for the general use of the clients of NBSPL and must not be copied, either in whole or in part, or distributed or redistributed to any other person in any form. If you are not the intended recipient you must not use or disclose the information in the research report in any way. Though disseminated to all the customers simultaneously, not all customers may receive the research report at the same time. NBSPL will not treat recipients as customers by virtue of their receiving the research report. The research report is not directed or intended for distribution to or use by any person or entity resident in a state, country or any jurisdiction, where such distribution, publication, availability or use would be contrary to law, regulation or which would subject NBSPL & its group companies to registration or licensing requirements within such jurisdictions.

The report is based on the information obtained from sources believed to be reliable, but we do not make any representation or warranty that it is accurate, complete or up-to-date and it should not be relied upon as such. We accept no obligation to correct or update the information or opinions in it. NBSPL or any of its affiliates or employees shall not be in any way responsible for any loss or damage that may arise to any person from any inadvertent error in the information contained in the research report. NBSPL or any of its affiliates or employees do not provide, at any time, any express or implied warranty of any kind, regarding any matter pertaining to this report, including without limitation the implied warranties of merchantability, fitness for a particular purpose, and non-infringement. The recipients of the research report should rely on their own investigations.

This information is subject to change without any prior notice. NBSPL reserves its absolute discretion and right to make or refrain from making modifications and alterations to this statement from time to time. Nevertheless, NBSPL is committed to providing independent and transparent recommendations to its clients, and would be happy to provide information in response to specific client queries.

Before making an investment decision on the basis of research report, the reader needs to consider, with or without the assistance of an adviser, whether the advice is appropriate in light of their particular investment needs, objectives and financial circumstances. There are risks involved in securities trading. The price of securities can and does fluctuate, and an individual security may even become valueless. International investors are reminded of the additional risks inherent in international investments, such as currency fluctuations and international stock market or economic conditions, which may adversely affect the value of the investment. Opinions expressed are subject to change without any notice. Neither the company nor the director or the employees of NBSPL accept any liability whatsoever for any direct, indirect, consequential or other loss arising from any use of the research report and/or further communication in relation to the research report. Here it may be noted that neither NBSPL, nor its directors, employees, agents or representatives shall be liable for any damages whether direct or indirect, incidental, special or consequential including lost revenue or lost profit that may arise from or in connection with the use of the information contained in the research report.

Copyright of this document vests exclusively with NBSPL.

Our reports are also available on our website

Registration granted by SEBI and certification from NISM in no way guarantee performance of NBSPL or provide any assurance of returns to investors.

Nirmal Bang Research (Division of Nirmal Bang Securities Pvt. Ltd.)

B-2, 301/302, Marathon Innova,
Opp. Peninsula Corporate Park
Off. Ganpatrao Kadam Marg
Lower Parel(W), Mumbai-400013
Board No. : 91 22 6723 8000/8001
Fax. : 022 6723 8010